LANDSCAPE CONSTRUCTION SPECIFICATIONS :

1.) General Contractor to bring all areas to final grade with a boxblade using a good quality, gradable topsoil.
2.) Prepare all new planting beds by removing all rocks, concrete and construction debris and till in 3'' to 4'' of new Soil Mix and pre-emergent herbicide (such as Pennant or Eptam) at the recommended rates, then rake all bed areas smooth prior to planting.
3.) Grade all planting beds to edges of beds and away from buildings prior to planting for positive drainage away from foundation(s). Install green Ryersen Steel landscape edging (1/8'' thick x 4'' tall) between turf and planting beds. Cut exposed corners at 45 degrees when steel butts up against curbs or walkways for pedestrian safety. Do not install steel edging in play areas. Use shovel cut edge only.
4.) Fertilize all new trees, shrubs and groundcovers with Osmocote (or equal) time-release fertilizer.
5.) Mulch all new planting beds and trees with a 2'' (avg.) layer of shredded hardwood topdress mulch as from Letco or CJM Soil Supermarket.
6.) Double-Stake all specified trees (see plant list) with 2 (7' tall painted metal T-Posts, multi-strand coated steel wire and clear vinyl tubing.
7.) Root-Stimulate all new trees with Superthrive brand root-stimulator (or equal) as per manufacturers recommendations .
8.) Plant sizes shown are the minimum acceptable. Plants will be inspected and measured for conformance. Plants specified with container size only shall be of or better than locally accepted nursery standards. Obviously undersized, misshapen, weak or inadequately rooted plants will be rejected. The Owner's decision will be final in matters concerning plant size, condition and health. Plants larger in size than specified may be used if approved by the Landscape Architect or the Owner, but the use of larger plants will not automatically increase the contract amount.
9.) Thoroughly hand water all new plantings immediately after planting.
10.) Fine grade all new turf areas (by hand if necessary) prior to installation of grass. This is for a nice smooth turf-bed as well as for normal drainage purposes.
11.) Solid sod to be 99 percent pure Common Bermudagrass. Sod to be rolled immediately after wetting and installation.
12.) Landscape contractor is responsible for keeping jobsite neat, clean and safe at all times in reference to their landscape work. Excess excavated soil, accumulations of landscape related trash, plant containers etc. to be removed from jobsite by Landscape Contractor daily and at the end of the project.
13.) The Owner, Landscape Architect and general Contractor reserve the right to inspect the progress of the project and any or all of the materials and procedures used at any time. Such materials and procedures will be subject to approval or rejection at that time and promptly followed up in writing to all concerned parties.

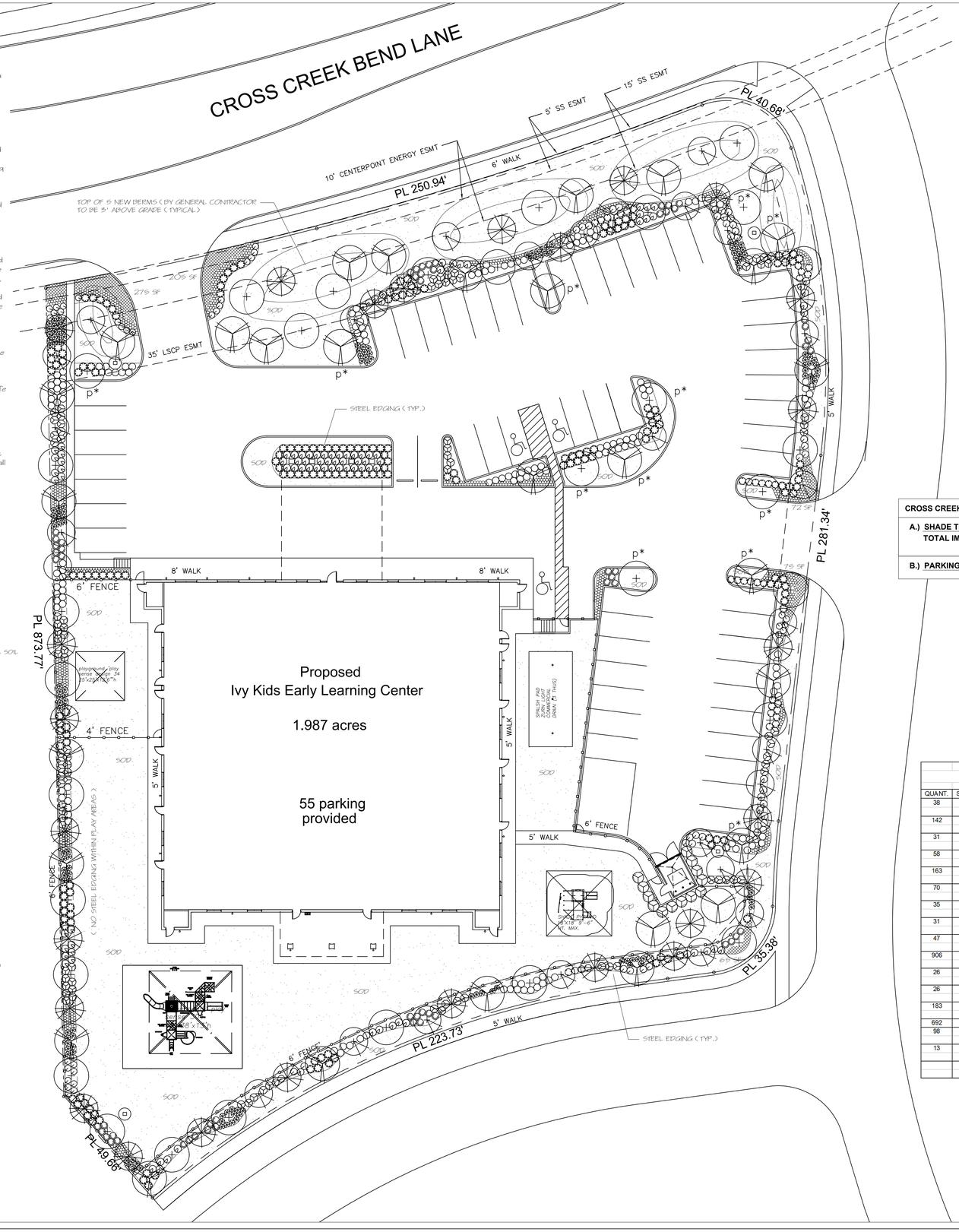

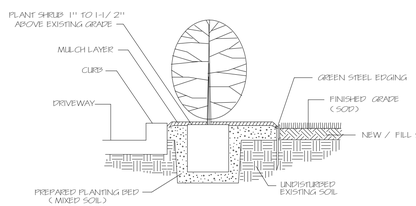

A SHRUB PLANTING DETAIL
(NO SCALE)

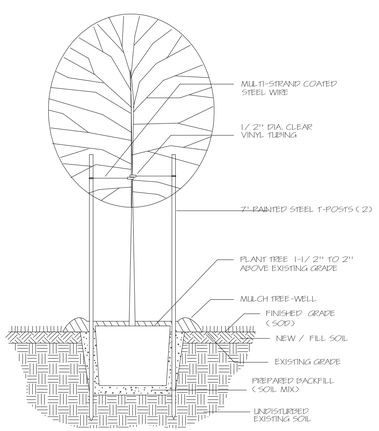

B CONTAINER TREE PLANTING DETAIL
(NO SCALE)

LEGEND				
31	LO		LIVE OAK	65 GAL / 3'' CAL. MIN.
31	BC		BALD CYPRESS	65 GAL / 3'' CAL. MIN.
26	NO		NUTTALL OAK	30 GAL / 2'' CAL. MIN.
26	PI		LOBLOLLY PINE	30 GAL / 2'' CAL. MIN.
13	WM		WAX MYRTLE	30 GAL / 4' OC
163	DW		DWARF WAX MYRTLE	5 GAL / 2.5' OC
183	PL		BLUE PLUMBAGO	3 GAL / 2.75' OC
98	VP		VARIEGATED PITTOSPORUM	3 GAL / 2.75' OC
47	LP		LOROPETALUM	3 GAL / 2.75' OC
35	KO		KNOCK-OUT ROSE	3 GAL / 2.5' OC
38	AB		PINK ABELLIA	3 GAL / 2.75' OC
142	AM		ADAGIO MISCANTHUS	1 GAL / 2' OC
58	DO		DWARF PINK OLEANDER	3 GAL / 2.5' OC
70	IH		CLARA INDIAN HAWTHORN	5 GAL / 2.5' OC
906	LR		BIG BLUE LIRIOPE	1 GAL / 13'' OC
692	SF		SEASONAL FLOWERS	4'' POT / 9'' OC
			COMMON BERMUDAGRASS SOD	

p* DENOTES DESIGNATED "PARKING TREE" (12)

CROSS CREEK RANCH LANDSCAPE ANALYSIS FORM		
A.) SHADE TREES		
TOTAL IMPERVIOUS AREA 50,946 SF / 1000 = 50.9 x 2 =	102	SHADE TREES REQUIRED
	102	SHADE TREES PROVIDED
B.) PARKING LOT TREES	12	PARKING LOT SHADE TREES PROVIDED

NOTES :

1.) No green steel landscape edging is allowed in children's play areas. "Cut'' bed edge only.
2.) All new landscape areas and plantings to be irrigated with a professionally designed and installed automatic landscape irrigation system. See Irrigation Plan (L2.0) to be provided after site approval.

PLANT LIST

QUANT.	SYMBOL	PLANT TYPE	SIZE	NOTES
38	A B	ABELIA , PINK Abelia grandiflora 'Edward Goucher'	3 GAL.	2 - 9'' O.C. , FULL , HEALTHY 24'' - 30'' HT. X 24'' - 30'' SPR.
142	A M	ADIAGIO MISCANTHUS Miscanthus sinensis 'Adiagio'	1 GAL.	2' O.C. , FULL , HEALTHY 14'' - 18'' HT. X 8'' - 10'' SPR.
31	B C	BALD CYPRESS Taxodium distichum	65 GAL. 3'' CAL. MIN.	SINGLE-TRUNK , DOUBLE-STAKED 10' - 13' HT. X 6' - 7' SPR. , MATCHING
58	D O	DWARF PINK OLEANDER Nerium oleander 'Petite Pink'	3 GAL.	2 - 6'' O.C. , FULL , HEALTHY 22'' - 26'' HT. X 16'' - 24'' SPR.
163	D W	DWARF WAX MYRTLE Myrica cerifera / Dwarf	5 GAL.	2' - 6'' O.C. , FULL, HEALTHY, MATCHING 20'' - 24'' HT. X 20''- 24'' SPR.
70	I H	INDIAN HAWTHORN , CLARA Raphiolepis indica 'Clara'	5 GAL.	2' - 6'' O.C. , FULL, HEALTHY, MATCHING 14'' - 18'' HT. X 14'' - 18'' SPR.
35	K O	KNOCK OUT SHRUB ROSE Rosa compacta 'Double Knock-Out'	3 GAL.	2' - 6'' O.C. ,FULL, HEALTHY, MATCHING 12'' - 16'' HT. X 14'' - 18'' SPR.
31	L O	LIVE OAK Quercus virginiana	65 GAL. 3'' CAL. MIN.	SINGLE-TRUNK , DOUBLE-STAKED 11' - 13' HT. X 6' - 7' SPR. , MATCHING
47	L P	LOROPETALUM , RAZZLEBERRY Loropetalum chinense 'Razzleberry'	3 GAL.	2' - 9'' O. C. , FULL, HEALTHY, MATCHING 16'' - 20'' HT. X 18'' - 22'' SPR.
906	L R	LIRIOPE , BIG BLUE Liriope spicata 'Big Blue'	1 GAL.	13'' O.C. , FULL, HEALTHY, MATCHING 6'' - 8'' HT. X 6'' - 8'' SPR.
26	N O	NUTTALL OAK Quercus nuttallii	30 GAL. 2'' CAL. MIN.	SINGLE-TRUNK , DOUBLE-STAKED 9' - 11' HT. X 4' - 5' SPR. , MATCHING
26	P I	LOBLOLLY PINE Pinus taeda	30 GAL. 2'' CAL. MIN.	SINGLE-TRUNK , DOUBLE-STAKED 7' - 9' HT. X 3.5' - 4' SPR. , MATCHING
183	P L	BLUE PLUMBAGO Plumbago auriculata	3 GAL.	2 - 9'' O.C. , FULL , HEALTHY, MATCHING 22'' - 28'' HT. X 18'' - 22'' SPR.
692	S F	SEASONAL FLOWERS	4'' POTS	9'' O.C. , FULL , BLOOMING
98	V P	VARIEGATED PITTOSPORUM Pittosporum tobira 'variegata'	3 GAL.	2' - 9'' O.C. , FULL, HEALTHY, MATCHING 24'' - 28'' HT. X 22'' - 26'' SPR.
13	W M	WAX MYRTLE Myrica cerifera	30 GAL.	4' O.C. , FOLIAGE FULL TO GROUND 6' HT. X 4' SPR. MINIMUM
	SOD	COMMON BERMUDAGRASS Cynodon dactylon	SQ. YD.	SOLID SOD , ROLLED INSTALL WHERE INDICATED

SCALE : 1''= 20'
0 10' 20' 40'

INTEGRATED LANDSCAPE ARCHITECTURE, LLC
765 ROLLING OAKS DRIVE
DRIFTWOOD, TEXAS 78619
E-MAIL : INFO@LANDARCHTX.COM
PHONE : 713-973-7851

6/03/19
STATE OF TEXAS
DUANE BUNGO
1375
REGISTERED LANDSCAPE ARCHITECT

ISSUES AND REVISIONS

NO.	DATE	DESCRIPTION
	6/03/19	ISSUE FOR PERMIT

IVY KIDS EARLY LEARNING CENTER
CROSS CREEK RANCH - LOT COM21
6407 CROSS CREEK BEND LANE
FULSHEAR, TEXAS 77441

Landscape Plan

L1.0

LANDSCAPE PLAN | SCALE : 1'' = 20' | 1