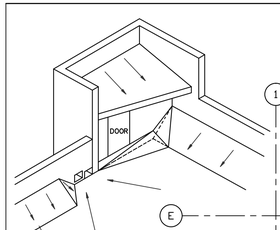

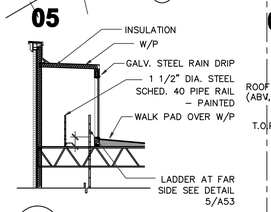

06 SECTION AT LADDER

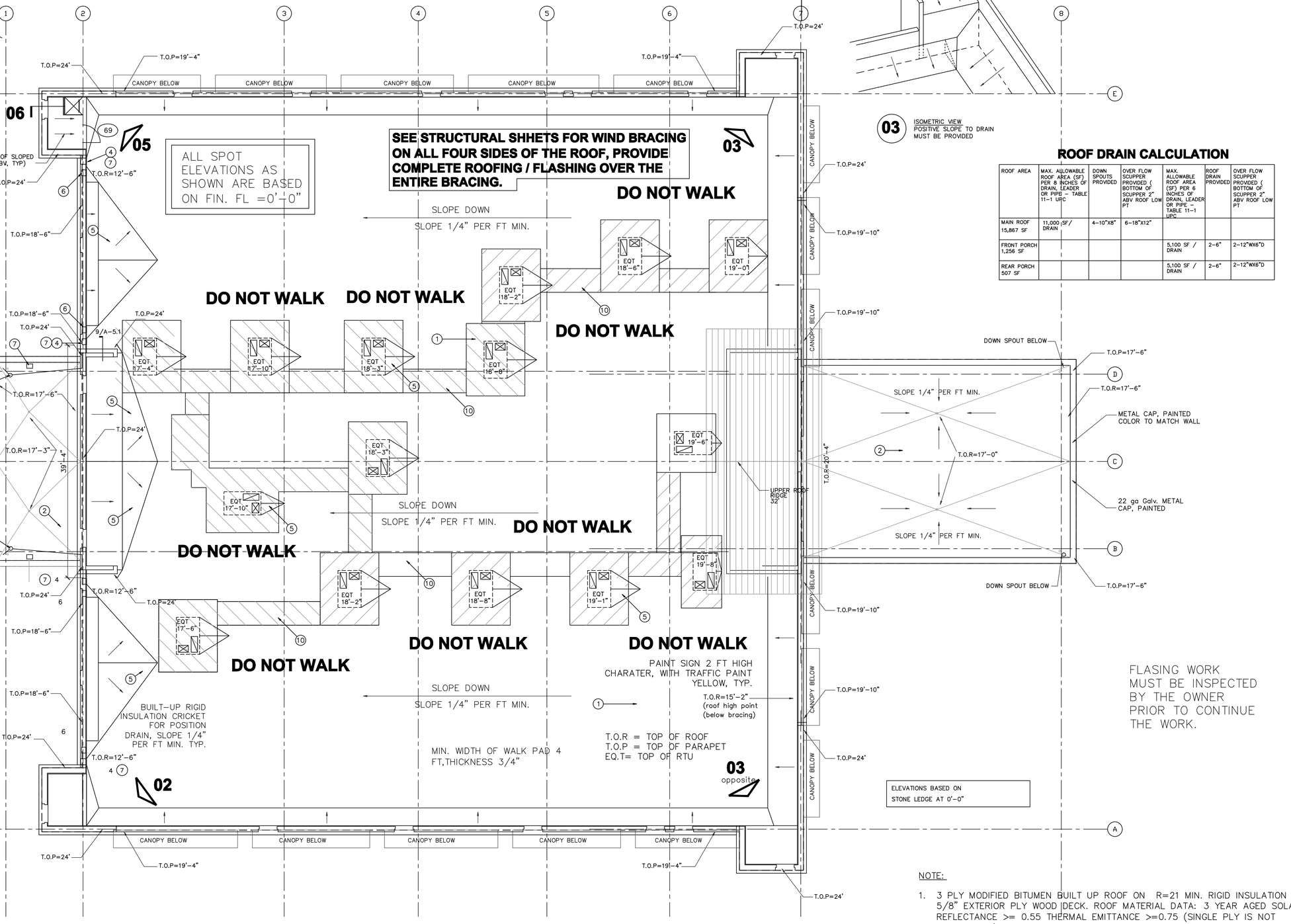

FLASING WORK MUST BE INSPECTED BY THE OWNER PRIOR TO CONTINUE THE WORK.

03 ISOMETRIC VIEW
POSITIVE SLOPE TO DRAIN MUST BE PROVIDED

ROOF DRAIN CALCULATION

ROOF AREA	MAX. ALLOWABLE ROOF AREA (SF) PER 8 INCHES OF DRAIN, LEADER OR PIPE – TABLE 11–1 UPC	DOWN SPOUTS PROVIDED	OVER FLOW SCUPPER PROVIDED (BOTTOM OF SCUPPER 2" ABV ROOF LOW PT	MAX. ALLOWABLE ROOF AREA (SF) PER 6 INCHES OF DRAIN, LEADER OR PIPE – TABLE 11–1 UPC	ROOF DRAIN PROVIDED	OVER FLOW SCUPPER PROVIDED (BOTTOM OF SCUPPER 2" ABV ROOF LOW PT
MAIN ROOF 15,867 SF	11,000 SF/ DRAIN	4–10"X8"	6–18"X12"			
FRONT PORCH 1,256 SF				5,100 SF / DRAIN	2–6"	2–12"WX6"D
REAR PORCH 507 SF				5,100 SF / DRAIN	2–6"	2–12"WX6"D

T.O.R = TOP OF ROOF
T.O.P = TOP OF PARAPET
EQ.T= TOP OF RTU

N
Plan North

01 ROOF PLAN
1/8" = 1'-0"

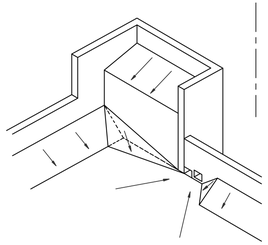

02 ISOMETRIC VIEW
POSITIVE SLOPE TO DRAIN MUST BE PROVIDED

NOTE:

1. 3 PLY MODIFIED BITUMEN BUILT UP ROOF ON R=21 MIN. RIGID INSULATION ON 5/8" EXTERIOR PLY WOOD DECK. ROOF MATERIAL DATA: 3 YEAR AGED SOLAR REFLECTANCE >= 0.55 THERMAL EMITTANCE >=0.75 (SINGLE PLY IS NOT ACCEPTABLE)
2. 3 PLY MODIFIED BITUMEN BUILT UP ROOF ON RIGID INSULATION ON 5/8" EXTERIOR PLY WOOD DECK,(SINGLE PLY IS NOT ACCEPTABLE)
3. METAL CAP, PAINTED COLOR SEE BUILDING ELEVATION
4. 10"x8" DOWN SPOUT, PAINTED COLOR TO MATCH WALL. TYP.
5. TAPERED INSULATION SLOPE 1/4" PER FT MIN. TYP.
6. 18"WX12"DEEP OVERFLOW SCUPPER, BOTTOM 2" ABV ROOF LOW PT. TYP.
7. 12"WX6" SCUPPER, BOTTOM 2" ABV ROOF LOW PT. TYP.
8. ROOF DRAIN, SEE PLUMBING
9. NOT USED
10. ROOF WALK PAD

REVISIONS AND ISSUANCE

NO.	DATE	DESCRIPTION
1	04152019	PRICING
2	06202019	PERMIT

IVY KIDS EARLY LEARNING CENTER

LOT COM2I
CROSS CREEK RANCH
6407 CROSS CREEK BEND LANE
FULSHEAR, Tx 77441

REGISTERED ARCHITECT
SUSANNE INGRAM
8305
STATE OF TEXAS

DRAWING TITLE
ROOF PLAN

DRAWN BY	CHECKED BY JC
DATE 09/20/2018	JOB NO. fulshear

DRAWING NO. **A-2.2**